

row	Reihe
joy	Freude
sky	Himmel
rhyme	Reim
out of line	falsch
zero	Null
clear	fertig
hero	Held

# The alphabet



26 letters in a row  
it's the alphabet  
so here we go

**a** (eh) for **a**pple  
**b** (bih) for **b**oy  
**c** (βih) for **c**ircus  
(what a joy)

**d** (dih) for **d**ay  
**e** (ih) for **e**ar  
**f** (eff) for **f**ly  
(in the sky)

**g** (dschi) for **g**rass  
**h** (ehtsch) for **h**air  
**i** (ai) for **i**n  
(let's begin)

**j** (dsch eh) for **j**oy  
**k** (ke) for **k**ing  
**l** (ell) for **l**ong  
(I must go on)

**m** (em) for **m**e  
**n** (en) for **n**o  
**o** (o) for **o**ne  
(almost done)

**p** (pih) for **p**en  
**q** (kju) for **q**uiz  
**r** (ahr) for **r**hyme  
(just in time)

**s** (eß) for **s**trong  
**t** (tih) for **t**wo  
**u** (ju) for **u**s  
(me and you)

**v** (wih) for **v**est  
**w** (dabbl ju) for **w**ine  
**x** (eks) for **n**othing  
(out of line)

**y** (uai) for **y**ear  
**z** (sed) for **z**ero  
all is clear

**and I'm a hero**



# The alphabet

A. 1. Flugzeug, 2. Artist, 3. Aktion	<input checked="" type="checkbox"/> action	<input checked="" type="checkbox"/> aeroplane	<input checked="" type="checkbox"/> artist
B. 1. Bauch, 2. Geburtstag, 3. Vogel	<input type="checkbox"/> belly	<input type="checkbox"/> bird	<input type="checkbox"/> birthday
C. 1. Kaffee, 2. Käse, 3. Meister	<input type="checkbox"/> champion	<input type="checkbox"/> cheese	<input type="checkbox"/> coffee
D. 1. Dromedar, 2. Hund, 3. Ente	<input type="checkbox"/> dog	<input type="checkbox"/> dromedary	<input type="checkbox"/> duck
E. 1. Ingenieur, 2. Fehler, 3. Energie	<input type="checkbox"/> energy	<input type="checkbox"/> engineer	<input type="checkbox"/> error
F. 1. Faust, 2. Gesicht, 3. Mode	<input type="checkbox"/> face	<input type="checkbox"/> fashion	<input type="checkbox"/> fist
G. 1. Glas, 2. Geschenk, 3. Großvater	<input type="checkbox"/> gift	<input type="checkbox"/> glass	<input type="checkbox"/> grandpa
H. 1. Held, 2. Geschichte, 3. Zuhause	<input type="checkbox"/> hero	<input type="checkbox"/> history	<input type="checkbox"/> home
L. 1. Leopard, 2. Leuchtturm, 3. Niveau	<input type="checkbox"/> leopard	<input type="checkbox"/> level	<input type="checkbox"/> lighthouse
M. 1. Wunder, 2. Mund, 3. Gedächtnis	<input type="checkbox"/> memory	<input type="checkbox"/> miracle	<input type="checkbox"/> mouth
P. 1. Ortschaft, 2. Perle, 3. Telefon	<input type="checkbox"/> pearl	<input type="checkbox"/> phone	<input type="checkbox"/> place
R. 1. Reparatur, 2. Regenbogen, 3. Risiko	<input type="checkbox"/> rainbow	<input type="checkbox"/> repair	<input type="checkbox"/> risk
S. 1. Lachs, 2. Bildschirm, 3. Butterbrot	<input type="checkbox"/> salmon	<input type="checkbox"/> sandwich	<input type="checkbox"/> screen
T. 1. Karte, 2. Ding, 3. Zähne	<input type="checkbox"/> teeth	<input type="checkbox"/> thing	<input type="checkbox"/> ticket
W. 1. Wort, 2. Wrack, 3. Welle	<input type="checkbox"/> wave	<input type="checkbox"/> word	<input type="checkbox"/> wreck
<b>Insgesamt</b>	<b>32</b>	<b>28</b>	<b>30</b>

► 2. Zu jedem Buchstaben gehört eine Zahl. Rechne aus, welche Zahl das ist.

15	9	2	8	15	26	—	11	4	17		7	2	15	15	2	6	11
4	8	1	6	3	9												

Addiere die Zahlen der beiden nebeneinander liegenden Steine und du bekommst die Zahl des darüber liegenden Steins.

[illegible]

opposites	Gegenteile
young	jung
old	alt
bad	schlecht
happy	glücklich
sad	traurig
yes	ja
no	nein
wait	warten
go	gehen
day	Tag
night	Nacht
heavy	schwer
far	weit
near	nahe
nothing	nichts
short	klein
tall	groß
lose	verlieren
low	tief
walk	gehen
listen	zuhören
talk	reden
right	richtig
wrong	falsch
weak	schwach
strong	stark
soft	sanft
loud	laut
nice	nett
please	bitte

# Opposites

2



young and old  
warm and cold  
good and bad  
happy and sad

yes and no  
wait and go  
day and night  
heavy and light

far and near  
there and here  
nothing and all  
short and tall

end and begin  
lose and win  
hello and goodbye  
low and high

run and walk  
listen and talk  
right and wrong  
weak and strong



in and out  
soft and loud  
land and sea  
you and me

"Very nice, but  
please stop!"

"No!"

"YES!"


that or this  
her or his

► 1. Schreibe jeweils das Gegenteil dazu.

# Opposites


1. day
2. good
3. happy
4. heavy
5. in
6. low
7. right
8. short
9. warm
10. young

1	N	I	G	H	T
2					
3					
4					
5					
6					
7					
8					
9					
10					




A. sad, B. high, C. old, D. light, E. bad, F. wrong,  
G. cold, H. out, I. tall, J. night

► 2. Zeichne oder schreibe die richtige Antwort dazu.



1. a big house




2. a small house

After Thursday  
comes  
.....


3. true (wahr)

After Thursday  
comes  
Saturday.

4. false (falsch)



5. an old bicycle



6. a new bicycle

5233  
7897 +

7. right (richtig)

5233  
7897 +  
13020

8. wrong (falsch)

► 3. Welche Wörter gehören zusammen?

2 man

3 boy

4 brother

5 father

6 actor

7 baron

1 king

E actress

I girl

N sister

C mother

8 cowboy

R woman

S baroness

S cowgirl

P queen

► 4. Trage die Lösung hier ein.

P



bull	Stier
horns	Hörner
on top	oben auf
head	Kopf
shark	Hai
fin	Flosse
parrot	Papagei
feathers	Federn
just like	genau wie
colourful	bunt
true	richtig
hippo	Nilpferd
tail	Schwanz
mouth	Maul
humps	Höcker
back	Rücken
spots	Flecken
trunk	Rüssel
strong	stark
tortoise	Schildkröte
shell	Panzer
hides	verbirgt
wasp	Wespe
smell	riechen
shears	Scheren
real	echt
nothing	nichts
the same	dasselbe
humans	Menschen
bones	Knochen
skin	Haut
it has to be	das muss sein
terrible	schrecklich

## The zoo



a bull has horns  
on top of his head  
a shark has a fin  
just like I said

a parrot has feathers  
colourful that's true  
a hippo has a tail  
and a big mouth too

a camel has humps  
they are on his back  
a giraffe has spots  
and a very long neck

an elephant has a trunk  
and is very strong  
a tortoise has a shell  
it hides him really well

a wasp has antennae  
to smell and to feel  
a crab has shears  
and yes they are real

there is one sort  
that has nothing at all  
they all look the same  
humans is their name


no feathers or tail  
a trunk or a shell  
just bones and skin  
and some hairs as well

it has to be  
I am sorry to say  
a terrible thing  
to look that way

I can only hope  
that you  
are not a human  
too

► 1. Schreibe die richtigen Wörter unter jedes Tier.


# The zoo



1.



2.



3.




4.

A. trunk, B. big mouth, C. long neck, D. shell

► 2. Setze die Buchstaben in die richtige Reihenfolge und trage die Wörter ein.

humans/Menschen

1. mshaun
2. fragife
3. pihop
4. tanpheel
5. tropra
6. psaw
7. keyomn
8. tiostroe
9. zareb
10. lcmae
11. ulbl
12. rahsk



ANTWORTEN

- A. wasp
- B. parrot
- C. camel
- D. shark
- E. hippo
- F. giraffe
- G. monkey
- H. bull
- I. humans
- J. tortoise
- K. elephant
- L. zebra

Die Lösung ist das englische Wort für Nilpferd.

► 3. Fang an bei Start. Befolge die Anweisungen. Wo kommst du an?


1. Go straight on. (Gehe geradeaus.)
2. Take the second (2<sup>nd</sup>) right. ... sind vor dir
3. Take the first (1<sup>st</sup>) left.
4. Go straight on. The ... are in front of you.

1

1. Go straight on.
2. Take the third (3<sup>rd</sup>) left. ... sind auf der linken Seite
3. Turn right at the end.
4. The ... are on your left-hand side.

2

START



shopping	einkaufen gehen
said	sagte
asked	fragte
I don't know	ich weiß es nicht
lucky day	Glückstag
drove	fuhren
thus	so
talked	schwatzten
sweet	lieb
would be	wäre
twice	zweimal
went	gingen
lost	verloren
pay	bezahlen

# Mobile phone



a pair of jeans  
a shirt or shoes?  
or that CD  
from the TV?

no thanks dad  
but wait ...  
a mobile phone  
would be great

shopping-time  
my father said  
get in the car  
it isn't far

a mobile phone  
to ring your friends  
yes that is nice  
don't ask me twice

what do you want?  
I asked my dad  
well I don't know  
but let's just go

and then I got  
this mobile thing  
now I can say  
give me a ring

I felt this was  
my lucky day  
so I got in  
we drove away

thank you dad!  
then we went home  
I felt great  
and could not wait

and thus we came  
into the town  
a lot to see  
the place to be

to tell my mum  
look what I have  
but she just said  
lost your head?

we 'shopped'  
that is we  
stopped and walked  
we sat and talked

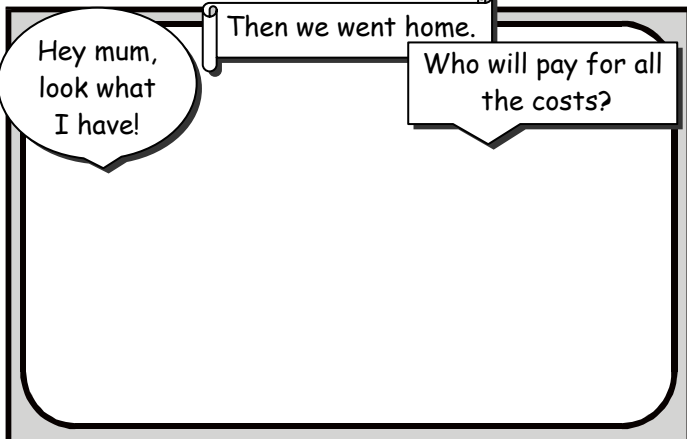


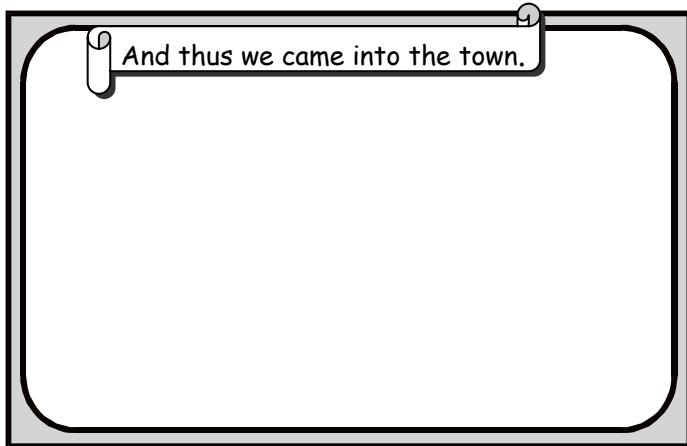


who will pay  
for all the costs?  
my father said  
well use your head

and then he said  
anything you  
really need?  
he is so sweet

she has no money  
I will pay  
you see this was  
my lucky day!

► Zeichne die übrigen Bilder zu der Geschichte.

# Mobile phone



beach	Strand
sun	Sonne
hot	heiß
free	frei
great	großartig
took	nahmen
car	Auto
drove	fuhren
away	weg
lovely	herrlich
day	Tag
there	da
shells	Muscheln
sat down	setzte mich hin
as if	als ob
saying	sagte
alright	gut
took	nahm
sailed	segelte
wonderful	wunderbar
ate	aß
food	Nahrung
think	denken
pain	Schmerz
back	Rücken
neck	Hals
woke up	wachte auf
knocking	anklopfen
door	Tür
floor	Boden

# The beach



the sun was hot  
and we were free  
'to the beach?' I said  
a great idea!

we took the car  
and drove away  
it was going to be  
a lovely day

so there it was  
the sand, the shells  
the wind, the sea  
and I felt free

when I sat down  
I heard the sea  
as if it was saying  
'come to me'

I said alright  
and took my boat  
just sailed away  
oh wonderful day

then I came back  
and ate some food  
I had a drink  
and time to think

when I lay down  
I felt this pain  
in my back  
and in my neck

then father said  
'wake up my son!'  
he was knocking on the door  
and I was lying on the floor ...



► 1. Schreibe das richtige Wort unter jede Abbildung.

# The beach




1.



2.




3.



4.



5.



6.



7.



8.

A. beach ball, B. parasol, C. sailing boat, D. goggles, E. sunbathing, F. waterskiing, G. speedboat, H. sunglasses

► 2. Suche die richtige Übersetzung.

- 1 sunbeam
- 2 Sunday
- 3 sundress
- 4 sunflower
- 5 sunhat
- 6 sunlight
- 7 sunrise
- 8 sunset
- 9 sunshine

☐  
☐  
☐  
☐  
☐  
☐  
☐  
☐  
☐

- O Sonnenlicht
- D Sonnenschein
- B Sonnenhut
- S Sonnenstrahl
- A Sonnenaufgang
- U Sonntag
- R Sonnenuntergang
- F Sonnenblume
- R Sonnenkleid


► 3. Hast du jemals etwas am Strand gefunden?





- ☐ book
- ☐ bottle
- ☐ coins
- ☐ glasses Brille
- ☐ keys
- ☐ magazine
- ☐ shorts
- ☐ swimwear
- ☐ towel
- ☐ watch

Kreuze richtig an.

► 4. Zeichne neben diesen Jungen noch zwei Personen, die im Sand begraben sind.



buried  
(begraben) in  
the sand



my name	mein Name
how do you do?	Wie geht es dir?
I like	ich liebe
numbers	Zahlen
calculating	rechnen
really	wirklich
for sure	gewiss
many more	viel mehr
doing sums	Rechenaufgaben machen
past	nach
hard	schwierig
off you go	fort mit dir
counting	zählen
sums online	Online-Aufgaben

# Numbers



My name is Sarah  
how do you do?  
I like numbers  
what about you?

calculating  
every day  
makes me really  
feel okay

I like numbers  
that's for sure  
one till twenty  
and there's more

sixty thousand  
a million or eight  
doing sums  
is always great

when at school  
it's half past three  
I just find it  
hard you see

to hear my teacher  
say goodbye  
off you go  
time to fly

she starts counting  
three, two, one  
and I know  
that school is done

I leave the place  
everything is fine  
at home I can do  
sums **online!**  
([www.sums.co.uk](http://www.sums.co.uk))





► 1. Sehe dir diese englischen Zahlen genau an.

# Numbers

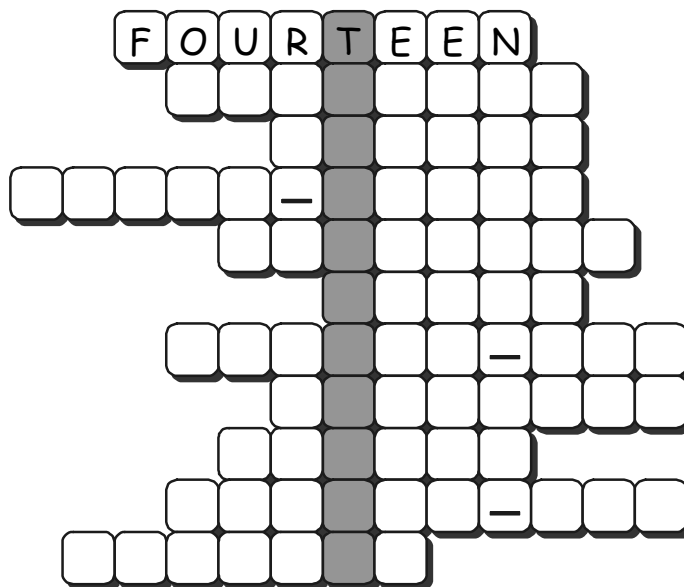
one	eleven	twenty-one	forty
two	twelve	twenty-two	fifty
three	thirteen	twenty-three	sixty
four	fourteen	twenty-four	seventy
five	fifteen	twenty-five	eighty
six	sixteen	twenty-six	ninety
seven	seventeen	twenty-seven	a hundred
eight	eighteen	twenty-eight	a hundred and ten
nine	nineteen	twenty-nine	four hundred
ten	twenty	thirty	a thousand



► 2. Löse diese Rechenaufgaben. Wähle aus den Antworten die rechts stehen, die richtige aus.

## SUMS

1.  $6 + 8 =$
2.  $25 - 7 =$
3.  $6 \times 15 =$
4.  $38 + 19 =$
5.  $40 - 27 =$
6.  $10 \times 6 =$
7.  $64 : 2 =$
8.  $71 - 52 =$
9.  $57 + 23 =$
10.  $98 - 12 =$
11.  $14 + 56 =$



## ANSWERS

- A. thirty-two
- B. seventy
- C. eighteen
- D. fourteen
- E. nineteen
- F. fifty-seven
- G. eighty-six
- H. thirteen
- I. ninety
- J. eighty
- K. sixty

► 3. Trage die fehlenden Zahlen in die unten stehende Tabelle ein.

ninety, thirteen, two, twelve, sixty, ten, eight, seventy, twenty, thirty-two, seventeen, eight, nineteen, eighty

1. (+2)	four	six		ten		fourteen
2. (+2)	eleven		fifteen			twenty-one
3. (x2)		four		sixteen		sixty-four
4. (-10)	a hundred		eighty			fifty
5. (:2)	three hundred and twenty	a hundred and sixty		forty		



sleepy	schläfrig
must	muss
get up	aufstehen
shout	schreien
put on	anziehen
skirt	Rock
stairs	Treppe
wrong	falsch
mistake	Fehler
stupid	dumm
awake	wach
keep	behalten
between	unter uns
me and you	gesagt

# False alarm



'bleep, bleep'  
it's my alarm  
but I am sleepy  
and my bed is warm

I must get up  
I must get out  
before my mother  
starts to shout

so I get up  
and then put on  
my new shirt  
and a blue skirt

down the stairs  
into the kitchen  
all alone  
on my own

so I just  
take a seat  
drink some milk  
and start to eat

what's the time?  
eight o'clock  
oh no!  
I have to go

in the streets  
a lot to see  
no time to wait  
can't be late

something  
is not right  
but I cannot  
see the light

then I know  
and see  
what is wrong  
today with me

I made a mistake  
how stupid of me  
to go to school  
when I am free

my mum and dad  
will laugh and say  
'don't you know  
it's Saturday?'

I go home  
open the door  
but mum is awake  
and on the floor

she just smiles  
and says to me  
'it's Saturday  
so you are free'

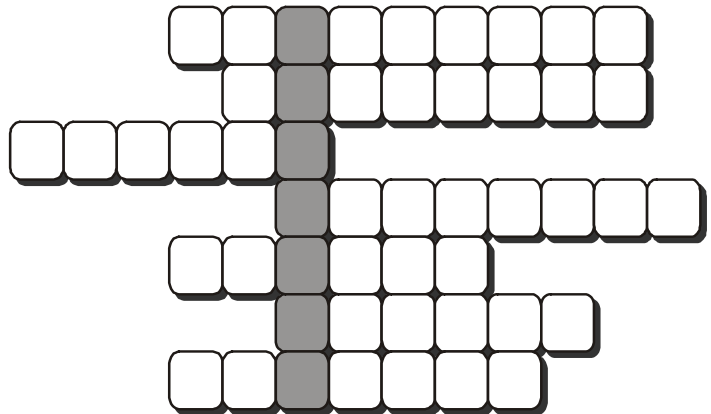
'of course' I say  
'I know that too!'  
(please keep this mistake  
between me and you ...)

► 1. Schreibe die Wochentage an die richtige Stelle.

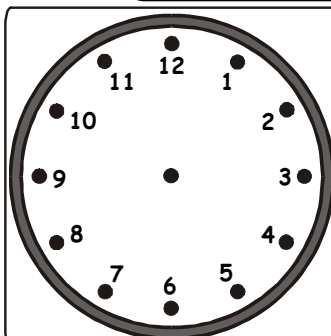
## False alarm

**Tuesday** **Sunday** **Friday** **Thursday** **Saturday** **Monday** **Wednesday**

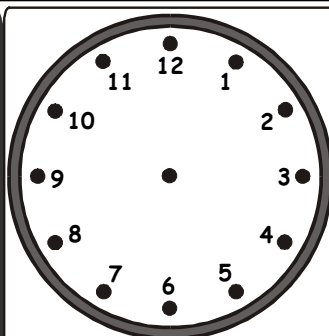
1. The day in the middle of the week.
2. The day after (nach) Friday.
3. The day before Monday.
4. The second (2<sup>nd</sup>) day after Tuesday.
5. The day before Saturday.
6. The first (1<sup>st</sup>) day of the week.
7. The day before Wednesday.



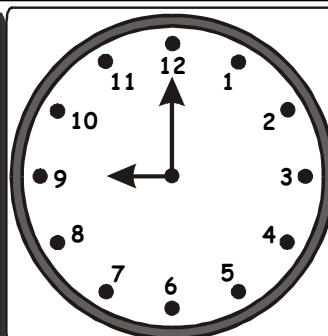
► 2. Zeichne die Zeiger richtig ein und/oder schreibe die richtige Zeit unter die Uhren.



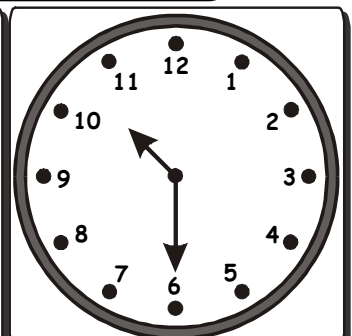
1. It's eight o'clock.



2. It's half past two.



3.



4.


► 3. Trage alle Monate in der richtigen Reihenfolge in die Felder ein.

December	May
July	February
January	March
October	September
August	June
April	November




Trage hier die Lösung ein.

1	2	3	4	5	6	7	8	9	10	11
---	---	---	---	---	---	---	---	---	----	----



there is	es gibt
lake	See
awake	wach
stay	bleibe
wonderful	wunderbar
you weigh	du wiegst
ton	1000 Kilo
done	gemacht
tiny	klein
a piece of cake	einfach

# Loch Nessie



there is something  
in the lake

you are dreaming

I am awake

it was green  
and black

let's go  
back

it's the monster  
I know it's true

what are we  
going to do?

I don't know  
do you?  
hello monster  
are you there?

YES it's me!  
please stay  
and listen to what  
I have to say

my name is Nessie  
and who are you?

I am Frank

I am Susan

listen Frank  
listen Susan  
I have  
a wonderful plan

this lake is getting  
too small for me  
will you take me  
to the sea?

I need friends  
I want to play  
so what have you  
got to say?

you weigh  
over a ton  
it's easier said  
than done

stop eating  
my dear  
and we will get you  
out of here

within a year  
or two  
we will come back  
to you

a tiny monster  
is no problem at all  
so try to get  
small

I will do  
as you say

it's the only way

when they were gone  
Nessie said:  
they think I'm crazy  
I don't want to be dead!

I know it's not  
a piece of cake,  
but I really  
have to get out  
of this lake!

do **you** have  
any idea  
how to get Nessie  
to the sea?

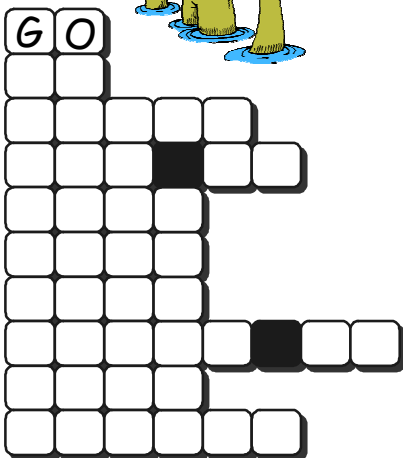
please email to  
getnessieoutofthelake@yahoo  
and he will be  
very thankful to you!

► 1. Trage das richtige Zeitwort ein.

# Loch Nessie

Ich muss ...

1. I have to
2. I have to
3. I have to
4. I have to
5. I have to
6. I have to
7. I have to
8. I have to
9. I have to
10. I have to



I have to get out of this lake!


to bed at nine.  
my homework on Saturday.  
to school.  
at seven o'clock.  
basketball this evening.  
hard for a test at school.  
the dog twice a day.  
my room.  
an English book.  
to my mother.

lesen

- A. read
- B. go
- C. play
- D. walk
- E. clean up
- F. do
- G. work
- H. listen
- I. cycle
- J. get up

Rad fahren

► 2. Suche den kürzesten Weg zur "SEA"?



► 3. Suche die richtige Übersetzung und ordne die Buchstaben richtig zu.

1 hill		R Regenbogen
2 lake		I Hügel
3 mountain		N Fluss
4 ocean		S Meer
5 rainbow		S Vulkan
6 river		N See
7 rock		E Ozean
8 sea		V Berg
9 volcano		E Felsen

Name einer schottischen Stadt.

► 4. Wie sieht das Monster von Loch Ness aus? Zeichne es hier.

live	wohnen
hill	Hügel
there is	es gibt
always	immer
snow	Schnee
weather	Wetter
why	warum
fun	Spaß
each day	jeden Tag
past	nach
no time	keine Zeit
to wait	zu warten
down	nach unten
fast	schnell
beautiful	wunderschön
sight	Anblick
never	niemals
late	spät
but	aber
with	mit
back	Rücken
snails	Schnecken
through	durch
don't want	will nicht
like	wie
up	auf

# Jack and Jill



Jack and Jill live up the hill

there is always snow  
the weather is cool  
that's why they go  
on skis to school



now that is fun  
in every way  
to see Jack and Jill  
skiing so each day

twenty past eight  
no time to wait  
they ski down  
to school in town

how well they ski  
as fast as light  
down they go  
what a beautiful sight

the school bell rings  
at half past eight  
and Jack and Jill  
are never late

but at half past three  
then you will see  
Jack and Jill  
going **up** the hill

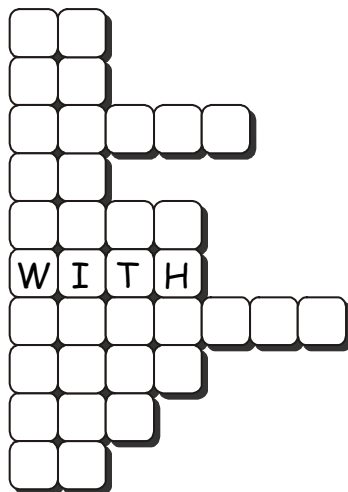
with skis on their back  
move Jill and Jack  
as snails so slow  
through the snow

and that's why I  
don't want to live  
like Jack and Jill  
up the hill

► 1. Trage die Wörter an der richtigen Stelle ein.

# Jack and Jill

1. Jack and Jill live (auf)
2. He wants to go (nach)
3. The cat is (unten)
4. Our house is (bei)
5. We dived (ins)
6. You can do that (mit)
7. The train goes (durch)
8. I jumped (über)
9. Don't fall (von)
10. She works (in)



- the hill.  
Scotland.  
the table.  
the sea.  
the water.  
my help.  
the tunnel.  
the wall.  
your bicycle.  
a shop.

Fahrrad

- A. through  
B. under  
C. off  
D. to  
E. up  
F. in  
G. by  
H. into  
I. over  
J. with

► 2. Wähle die richtige Übersetzung und ordne die Buchstaben richtig zu.

1. So weise wie eine Eule.
2. So still wie eine Maus.
3. So alt wie die Berge.
4. So weiß wie Schnee.
5. So dünn wie ein Blatt.
6. So stark wie ein Pferd.
7. So sanft wie eine Taube.
8. So blind wie ein Maulwurf.
9. So klar wie eine Glocke.
10. So leicht wie eine Feder.

- S W. As white as snow.  
K. As blind as a bat.  
L. As strong as a horse.  
F. As thin as a leaf.  
E. As clear as a bell.  
S. As wise as an owl.  
O. As old as the hills.  
S. As light as a feather.  
N. As quiet as a mouse.  
A. As gentle as a dove.

As stubborn as a mule.  
(So störrisch wie ein Esel.)



Weißt du, was dieses englische Wort bedeutet? Yes/No

► 3. The weather today/Das Wetter heute.

Welchen Monat haben wir gerade?

1. Which month is it?

2. Is it: a. summer

Herbst

b. autumn

c. winter

Frühling

d. spring

3. What is the temperature today?

4. Is it raining?

5. Is the sun shining?

6. Is it cloudy?

bewölkt

☐  
☐  
☐  
☐

°C

Yes/No

Yes/No

Yes/No

7. The wind is: a. strong  
b. light

☐  
☐

8. Conclusion:

Today it's a

a. very hot day.

b. warm and sunny day.

c. little bit cold.

d. cold and misty day.

e. cold and windy day.

f. cold and rainy day.

g. very cold day.

h. very cold day with snow.

☐  
☐  
☐  
☐  
☐  
☐  
☐  
☐

please	bitte
sorry	Entschuldigung
parents	Eltern
really	wirklich
nowhere	nirgends
like	mag
door	Tür
carpet	Teppich
floor	Boden
pictures	Bilder
wall	Mauer
upstairs	oben
bathroom	Badezimmer
neat	fein
clean	sauber
garden	Garten
flowers	Blumen
many	viele
hours	Stunden
true	richtig
don't buy	kaufe nicht
I will stay	ich werde bleiben

# Home

ring ring

it's the doorbell, please come in  
welcome to you and let's begin

my parents are out, I'm sorry to say  
just follow me, is that okay?

this house is really home for me  
there is nowhere else I want to be

I like the hall, I like the door  
I like the carpet on the floor

I love the pictures on the wall  
they are fantastic, I like them all

upstairs is my bedroom and have you seen  
the lovely bathroom, neat and clean

here is the living room and the TV  
this is the dining room you see

and that's the garden, grass and flowers  
lots of fun for many hours

I love this place, you know it's true  
so this is what I am asking you

don't buy this house, please go away  
this is my home **and I will stay!**




► 1. Trage alle Wörter an der richtigen Stelle ein.

# Home

Dusche

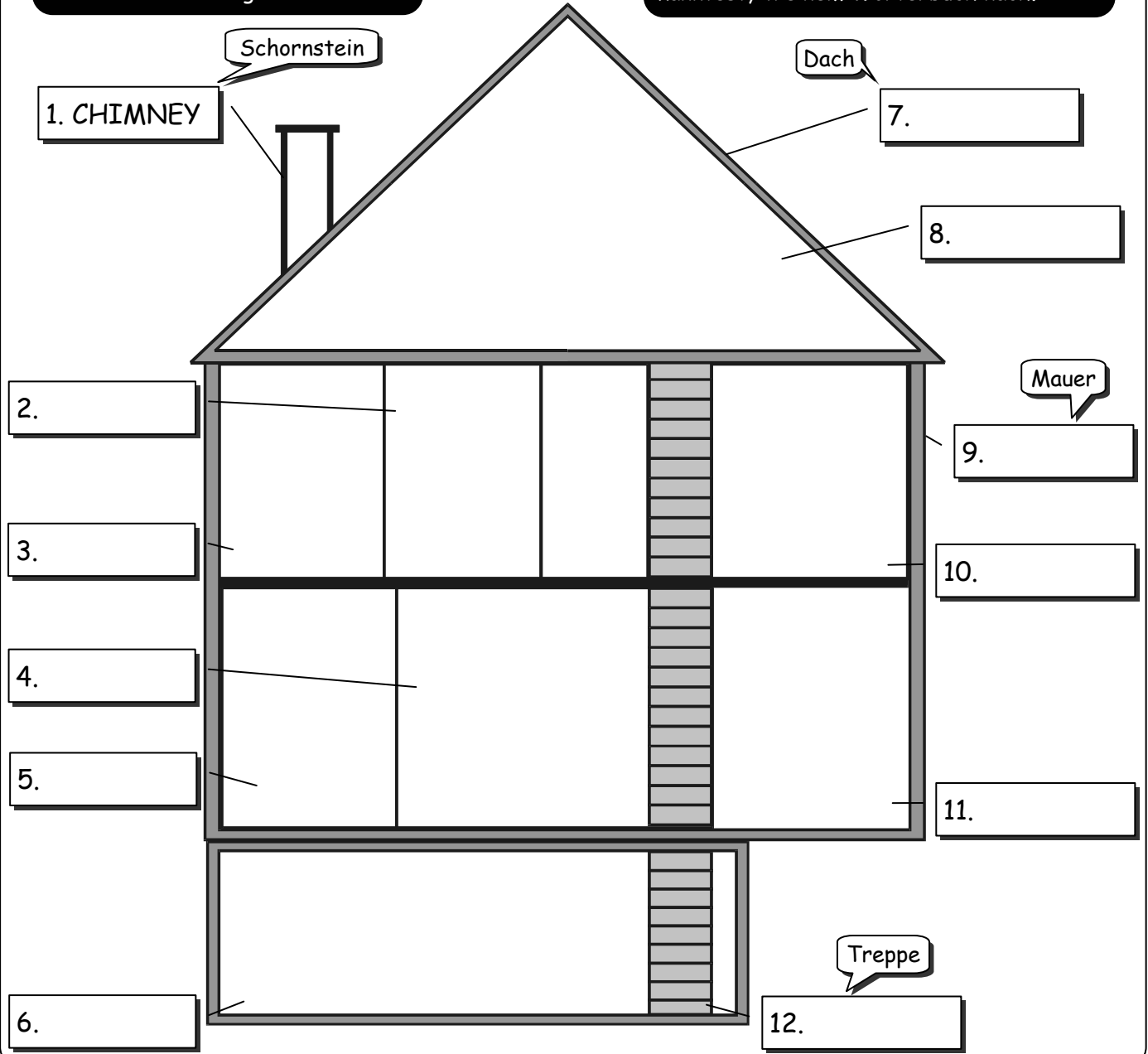
1. Here you can take a shower.
2. The room where you can rest.
3. The area just behind the door.
4. A little (kleines) room.
5. The room under a house.
6. Where you can cook the food.
7. The room under the roof.
8. Where you eat your meals.
9. Where you watch television.
10. Where visitors can sleep.



- A. guest room
- B. kitchen
- C. bedroom
- D. hall
- E. basement
- F. dining room
- G. loft
- H. living room
- I. bathroom
- J. toilet

► 2. Teile das Haus ein und gib den Zimmern den richtigen Namen.

► 3. Schlage die Wörter, die du noch nicht kanntest, in einem Wörterbuch nach.





depressed	deprimiert
sad	traurig
angry	böse
alone	allein
down	niedergeschlagen
call for	kommen lassen
tired	müde
won't	wird nicht
let down	enttäuschen
unhappy	unglücklich
true	richtig
miserable	jämmerlich
wish	wünsche
could	könntest
meet	treffen
indeed	tatsächlich
cheers up	muntert auf
again	wieder
laugh	lachen
strong	stark
unpleasant	unangenehm
times	Zeiten
gone	verschwunden
back	zurück
well	gut
again	wieder
don't know	weiß nicht
why	warum
high	begeistert
advice	Rat
wise	klug

# Clown

11

depressed or sad  
angry or mad  
alone and down  
just call for a clown

tired or unwell  
then, I can tell  
it's time for a clown  
he won't let you down

unhappy it's true  
miserable that's you  
I wish you could meet  
a clown indeed

this clown

he cheers you up  
he is the best  
you smile again  
forget the rest

he makes you laugh  
and you feel strong  
unpleasant times  
they are just gone


the sun is back  
it's well again  
you don't know why  
but you feel high!

take this advice  
I think it's wise  
all that you need  
is a clown indeed



► 1. Schreibe das richtige Wort unter jede Abbildung.

# Clown



1.



2.



3.



4.




5.



6.



7.



8.


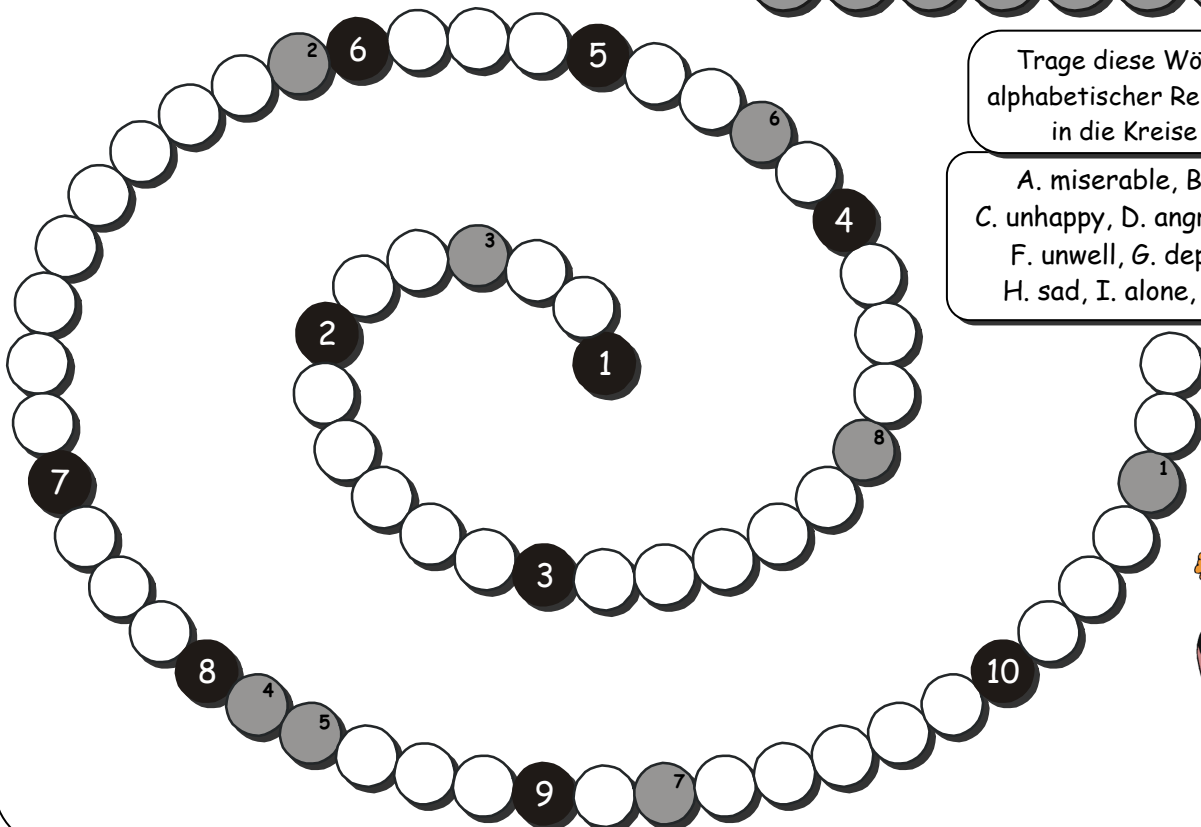
A. lion tamer, B. big gun, C. acrobat, D. gorilla, E. rope dancer,  
F. juggler, G. bear, H. fire eater

► 2. Buchstabenkreis.

1 2 3 4 5 6 7 8

Trage diese Wörter in alphabetischer Reihenfolge in die Kreise ein.

A. miserable, B. down, C. unhappy, D. angry, E. mad, F. unwell, G. depressed, H. sad, I. alone, J. tired



ask	fragen
something	etwas
of course	selbstverständlich
want	willst
wrong	falsch
railway station	Bahnhof
gone	verschwunden
true	richtig
searched	suchten
show	zeigen
couldn't	konnten nicht
yesterday	gestern
be	sein
glasses	Brille
use	gebrauchen

# The station

 12



excuse me  
can I ask you something?

of course  
my name is Lee  
what do you want from me?

my name is Sue  
and this is Glenn  
will you help us then?

tell me  
what I can do  
for you?

something is wrong  
the railway station  
has gone

dear Glenn and Sue  
don't worry  
it is not true

we searched everywhere  
it is just  
not there

oh Sue and Glenn  
come with me  
and you will see

show us the way  
we couldn't find it  
yesterday

look the station  
it is there

how can this be?  
it is not there  
mister Lee

I know  
what is wrong  
are your glasses on?

you are right  
if we don't put them on  
everything is gone

then put them on again  
and don't be late  
trains can't wait

ah! this is much better  
now we can see  
thank you Lee

well goodbye to you  
have a nice trip  
Glenn and Sue

thanks again and  
goodbye dear Lee  
you made us see


dear Glenn and Sue  
it was a pleasure  
helping you

► Zeichne die vier Routen auf der Karte ein. Wo kommst du hin?

# The station

- A**
1. Go straight on. (geradeaus)
  2. Turn right into Calder Street.
  3. Take the first (1<sup>st</sup>) left. (links)
  4. Take the second (2<sup>nd</sup>) right.
  5. It's on your left-hand side.

1.

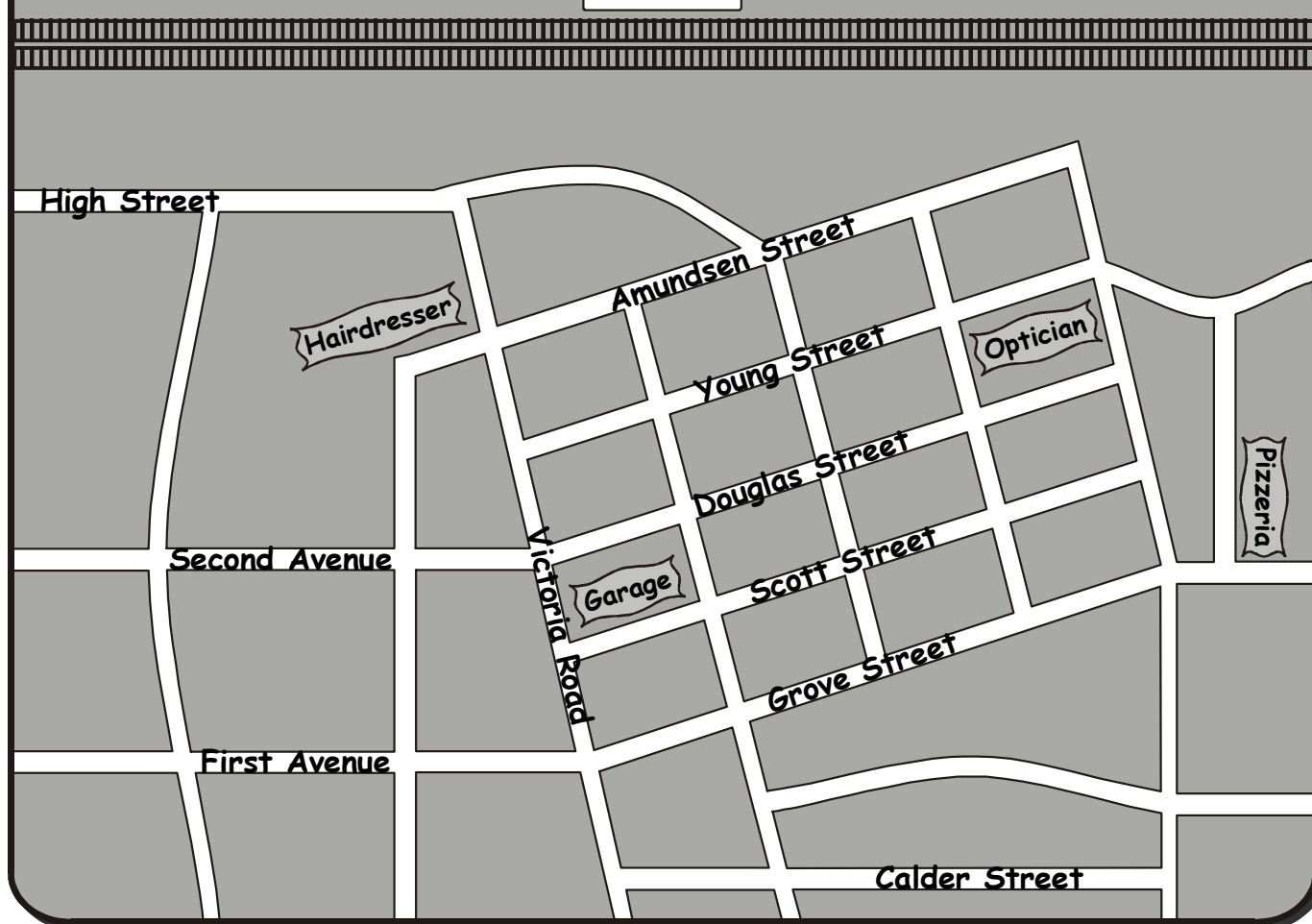


1. Go straight on.
2. Take the second (2<sup>nd</sup>) left.
3. Turn right into Victoria Road.
4. Take the second (2<sup>nd</sup>) left.
5. It's on your right-hand side.

**B**



## Railroad



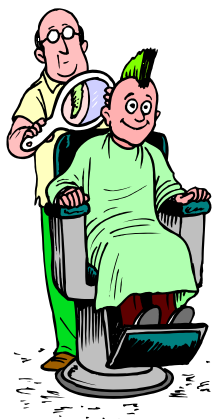
- C**
1. Go straight on.
  2. Turn right into Grove Street.
  3. Take the third (3<sup>rd</sup>) left.
  4. Go straight on.
  5. It's on your left-hand side.

3.

**START**

4.

- D**
1. Go straight on.
  2. Take the third (3<sup>rd</sup>) left.
  3. It's on your right-hand side.



I am	ich bin
painter	Maler
lovely	angenehm
work	Arbeit
pays	bezahlt
really	wirklich
well	gut
paint	anstreichen
black	schwarz
white	weiß
green	grün
red	rot
dark	dunkel
bright	hell
yellow	gelb
brown	braun
grey	grau
paint	Farbe
rain	Regen
inside	innen
doesn't	geht nicht
always	immer
that way	auf diese Weise
fell off	fiel herunter
ladder	Leiter
yesterday	gestern
hit	traf
floor	Boden
don't know	weiß nicht
colours	Farben
anymore	(nicht) mehr
purple	lila
pink	rosa
violet	violett
blue	blau
really	wirklich
the same	dasselbe
colour-blind	farbenblind

# Colours

I am a painter  
and let me tell  
it's lovely work  
it pays really well

I paint houses  
black and white  
green and red  
dark and bright

yellow and brown  
orange and grey  
I just brush  
the paint away

rain is not  
a problem for me  
I just paint inside  
you see

it doesn't always  
go that way  
I fell off a ladder  
yesterday

I hit my head  
against the floor  
now I don't know  
the colours anymore

is it purple or pink  
violet or blue  
I really don't know  
what to do

they all look  
the same you know  
I must be  
colour-blind or so

what do you think  
If I fall again  
will I see  
normal then?

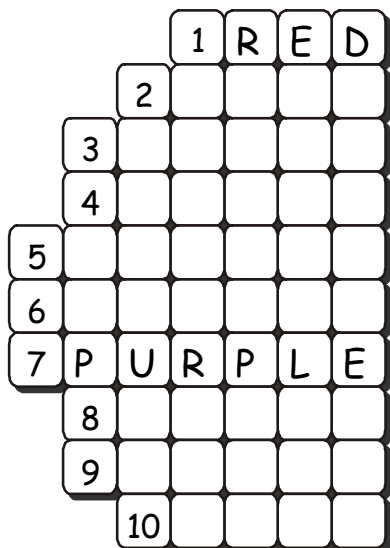


► 1. Schreibe die Buchstaben in der richtigen Reihenfolge auf.

## Colours

► 2. Trage die richtigen Farben in die Felder ein.

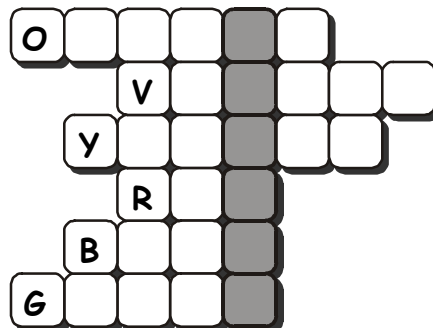
1. dre
2. kipn
3. enreg
4. alcbk
5. leywol
6. goarne
7. rpelpu
8. rnobw
9. ehiwt
10. lebu




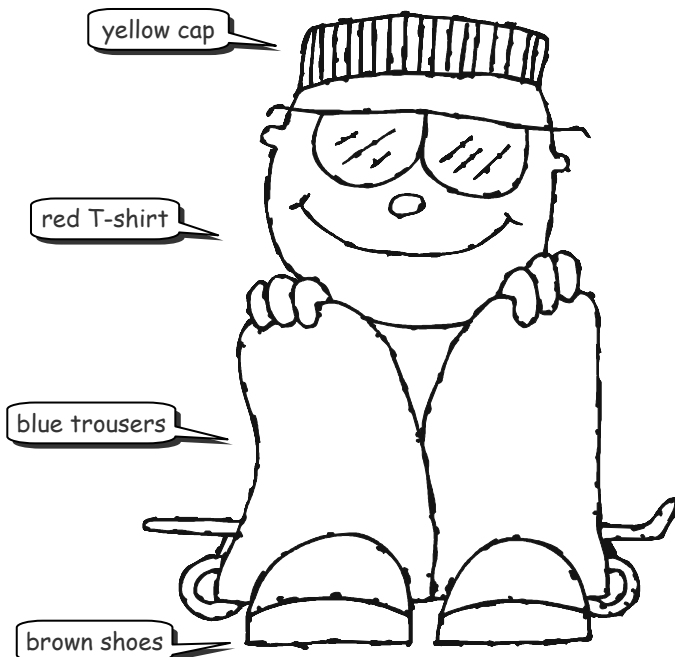
orange < yellow  
red

violet < red  
blue

green < blue  
yellow



► 3. Male die Zeichnung mit den richtigen Farben aus.



► 4. Suche alle Wörter in dem Buchstabenhaufen.

N E E R G W O C H R E B K N I P A  
 ■ B G Q ■ E E V B M G H P A R L E  
 B L A C K X G V N Z A W U X K Q T  
 R Y R K L W N D E R V T R J B S I  
 O B E C M Z A C N J L M P A R T H  
 W Z X R S D R T Y O W X L M S I W  
 N V B N G W O E U L B R E E S O R

1. black
2. blue
3. brown
4. green
5. grey
6. ochre
7. orange
8. pink
9. purple
10. red
11. rose
12. white


► 5. Welches Wort siehst du jetzt?



funny	spaßig
smart	klug
lovely	lieblich
steals	stiehlt
heart	Herz
tall	groß
strong	stark
girl	Mädchen
the one	die richtige
boy	Junge
love	liebe
hair	Haar
black	schwarz
this way	in dieser Richtung
must go	muss gehen
tomorrow	morgen
how are you	wie geht's
today	heute
true	wahr
not now	jetzt nicht
real	echt

## Blind date

14



she is funny  
she is smart  
she is lovely  
steals my heart

he is cool  
he is tall  
he is strong  
has it all

this girl  
you see  
is the one  
for me

this boy  
you know  
I love  
him so

blond  
her hair  
her name  
is Claire

his hair  
is black  
his name  
is Jack

she comes  
this way  
I must go  
can't stay

there he is  
oh no  
I have  
to go

tomorrow  
I will say:  
"How are you,  
today?"

tomorrow  
I will say:  
"Hello Jack,  
are you okay"

not now  
but it is true  
I like her  
yes, I do


not now  
but I feel  
I like him  
yes, it's real

Tomorrow  
is the time  
to make  
a date!

True love  
can  
wait!



## Blind date



2 today    3 last year    4 yesterday    5 the day before yesterday    6 last week  
 1 three years ago    I heute    Z vorgestern    7 tomorrow    8 last month  
 O letzte Woche    N morgen    E gestern    T vor drei Jahren    M letztes Jahr  
 E letzten Monat

Trage die Lösung hier ein.



miss	Fräulein
fault	Fehler
happened	passiert
believe	glauben
went	gingen
sleep tight	gute Nacht
who could	wer könnte
that be	das sein
noise	Lärm
wrong	falsch
in front of	vor
dressed	angekleidet
sight	Anblick

# Late

15



good morning, miss  
good morning, Jane  
it's half past eight  
you are too late

I am sorry miss  
I know but ... well  
it's not my fault  
I can tell

yes, please do  
tell us what  
has happened  
to you

thanks miss  
now you see  
I hope you will  
believe me ...

I went to bed  
it was last night  
mother kissed me  
said 'sleep tight'

I fell asleep  
but at midnight  
I heard a sound  
and saw a light

there was someone  
in our house  
who could that be?  
don't ask me

so I got up  
without a noise  
I felt strong  
what could go wrong?

it was dark  
but I could see  
a man standing  
in front of me

he was dressed  
in black  
I could see  
his back

then I hit him  
on his head  
and I thought  
'He is dead'

I turned on  
the light  
it was not  
a pretty sight

that man  
was ... my dad  
and I felt  
very bad

this morning  
we had a cup of tea  
he said 'do you know  
what happened to me?'

I said  
'I really don't know  
ask mum  
I have to go!'

so here I am  
but do you know  
a place for me  
where I can go?

► 1. Schreibe die Unterrichtsfächer an der richtigen Stelle auf.

# Late

Stundenplan

## Timetable Monday

Schreibe hier die Fächer auf.

- A. Erdkunde
- B. Pause
- C. Musik
- D. Biologie
- E. Chemie
- F. Theater
- G. Englisch
- H. Geschichte

8.30 - 9.20	Biology	1.
9.20 - 10.10	Geography	2.
10.10 - 10.30	Break	3.
10.30 - 11.20	Chemistry	4.
11.20 - 12.10	English	5.
12.10 - 12.30	Break	6.
12.30 - 13.20	History	7.
13.20 - 14.10	Music	8.
14.10 - 15.00	Drama	9.

► 2. Suche die korrekte Übersetzung und ordne die Buchstaben richtig zu.

- |              |          |              |
|--------------|----------|--------------|
| 1. zu spät   | <b>S</b> | O. too long  |
| 2. zu jung   |          | R. too soft  |
| 3. zu alt    |          | C. too young |
| 4. zu lang   |          | O. too short |
| 5. zu scharf |          | L. too far   |
| 6. zu weit   |          | H. too old   |
| 7. zu hoch   |          | O. too sharp |
| 8. zu kurz   |          | K. too wide  |
| 9. zu sanft  |          | W. too high  |
| 10. zu breit |          | S. too late  |



► 3. Suche die nachfolgenden Wörter in dem Wortsuchspiel.

S K O O B D N E P R C  
Y D I C L O C K P E I  
G R L K A E R B O P S  
O A Y R O T S I H A U  
L M R E H C A E T P M  
O A C H E M I S T R Y  
I S C H O O L B A G M  
B A Y H P A R G O E G

- |              |               |
|--------------|---------------|
| 1. biology   | 8. history    |
| 2. books     | 9. music      |
| 3. break     | 10. paper     |
| 4. chemistry | 11. pen       |
| 5. clock     | 12. schoolbag |
| 6. drama     | 13. teacher   |
| 7. geography |               |

Lehrer

► 4. Trage die Lösung hier ein.

playing	spielen
outside	draußen
cycling	Rad fahren
only	nur
writing	schreiben
uncle	Onkel
wait	warten
how about	was findest du von
pool	Schwimmbad
fool	Dummkopf
dog	Hund
walk	Spaziergang
tired	müde
what is the	was ist los
matter	
nothing	nichts
driving	fahren
plane	Flugzeug
mountains	Berge
without	ohne
sounds	hört sich (gut) an
fine	angenehm
dreaming	träumen
enough	genug
today	heute
you know	wissen Sie

## Action

playing outside?

thanks, no  
but you can go

cycling in the park?

cycling is okay  
only not today

writing a letter  
to uncle Bob?

this idea is great  
but my uncle can wait

how about swimming?

in the pool?  
I'm not a fool

taking the dog for a walk?


oh no, not me  
I'm tired, you see

what is the matter with you?  
is there nothing you want to do?

why don't you ask me if I want to go  
cycling in France or swimming in Spain?  
driving a car, or flying a plane?  
shooting tigers in Africa,  
eating ice-cream in Malaga,  
climbing mountains in Switzerland,  
sailing on the oceans without end,  
or diving to the bottom of the sea  
now *that* sounds really fine to me

NO!


then lying here and dreaming away  
is enough action for today  
you may go  
I am working you know!



► 1. Schreibe das korrekte Zeitwort auf.

## Action

1. I'm going to
2. I'm going to
3. I'm going to
4. I'm going to
5. I'm going to
6. I'm going to
7. I'm going to
8. I'm going to
9. I'm going to
10. I'm going to

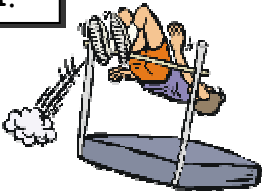


- in France.  
a tiger.  
an ice-cream.  
a mountain.  
a car.  
on the oceans.  
to the bottom.  
in Spain.  
a plane.  
away.

- A. climb/besteigen  
B. cycle/radfahren  
C. dive/tauchen  
D. dream/träumen  
E. drive/fahren  
F. eat/essen  
G. fly/fliegen  
H. sail/segeln  
I. shoot/schießen  
J. swim/schwimmen

► 2. Schreibe zu jeder Abbildung den richtigen Buchstaben.

1.



2.



3.




4.



5.




6.



7.





8.



A. tennis, B. swimming, C. volleyball, D. bowling, E. skiing, F. football, G. basketball, H. high jump

► 3. Trage alle Wörter in das Rätsel ein.

- A. badminton  
B. cricket  
C. hockey  
D. judo  
E. rugby  
F. squash  
G. surfing  
H. table tennis  
I. tennis  
J. water polo



tonight	heute Abend
potatoes	Kartoffeln
beans	Bohnen
chips	Pommes frites
dinner	Abendessen
meal	Mahlzeit
it's true	das ist wahr
certainly not	sicher nicht
anything else	etwas anders
of course	natürlich
understand	verstehen
healthy	gesund

# Food

17



"Just give me my chips and cola light. I will not eat anything else tonight."

"Of course my dear. Say what you want, as long as you know a place to go ..."

"What do you mean? I don't understand. I live here, you know. I don't want to go."

"Then listen to me and do as the rest. I am your mother. I know what is best."

"Food must be healthy and make you feel strong. That is why chips and cola are wrong."

"But mum, please listen. That's just what they do. They make me feel healthy and strong, it's true!"

"Well, I mean what I said and I said what I mean."

"My dinner is right. You will not get anything else tonight."

"What do you want to eat tonight? Potatoes and beans, is that alright?"

"No, chips are fine and some cola light. That is my favourite dinner for tonight."

"Now that is no meal for a boy like you. What about vitamins? I am serious, it's true."

"A pizza then, and pancakes or so?"

"Certainly not. No, no, no!"

"Too much fat in that sort of food. Just hear what I say, okay?"

"Well, I don't like to eat what you want."

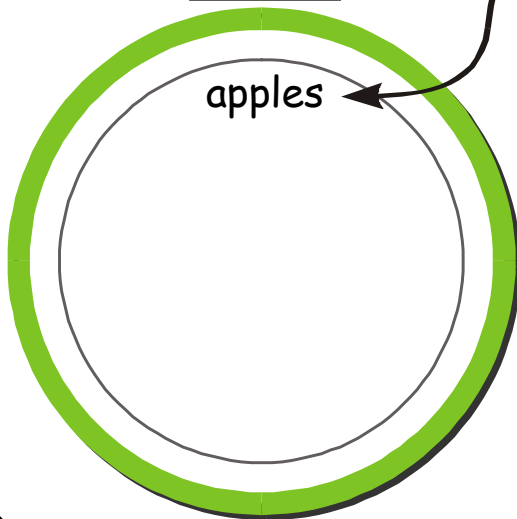
"And I don't want to eat what you like!"

► 1. Teile die Lebensmittel in zwei Gruppen auf.

# Food

Schreibe auf diesen Teller, was gesund ist.

**GOOD**



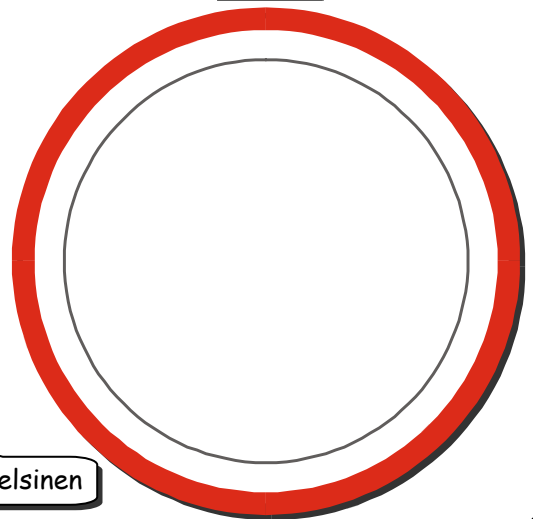
**Food and Drink**

apples  
bread  
chips  
cola  
donuts  
fruit juice  
hamburger  
ice cream  
mayonnaise  
milk  
oranges  
salad

Apfelsinen


Schreibe hier auf, was nicht so gesund ist.

**BAD**



► 2. Schreibe zu jedem Wort die richtige Übersetzung.

1. Bohnen
2. Apfelsinen
3. Fruchtsaft
4. Oliven
5. Mayonnaise
6. Joghurt
7. Kartoffeln
8. Erdnüsse
9. Brot
10. Milch
11. Speiseeis
12. Zucker
13. Schokolade



**ANTWORTEN**

- A. yoghurt
- B. bread
- C. fruit juice
- D. milk
- E. oranges
- F. chocolate
- G. olives
- H. peanuts
- I. sugar
- J. potatoes
- K. ice cream
- L. beans
- M. mayonnaise

► 3. Schreibe die richtige Reihenfolge dieses Pfannkuchenrezeptes auf.

## PANCAKES

Ingredients: eggs, milk, oil, flour Mehl

- A. put it on a plate, serve with sugar and eat it
- B. pour the mixture into a pan
- C. cook till the two sides are golden
- D. mix the ingredients in a bowl
- E. heat the oil in a flat pan

Schüssel

erhitze das Öl

1. 2. 3. 4. 5.



first	zuerst
everything	alles
read	lesen
need	brauchen
holiday	Ferien
change	umsteigen
straight	sofort
leaving	abreisen
buy	kaufen
ticket	Fahrkarte
country	Land
enjoy	genießen

# Holiday

18



First I will take the  
bus to the station.

Hi Ray,  
Is everything okay?

Then, I see,  
by train to Dundee.

Hey Ray,  
do you hear what I say?

Time to sit down and to read.  
That is what I really need.

Listen Ray,  
are you planning a holiday?

Change trains in Seaford,  
and then straight to the airport.

Good idea to go away.  
Are you leaving today?

Buy a ticket, last minute is OK.  
And then I will just fly away!

Which country do you want to go?  
That's what I would like to know.

Three weeks to have some fun,  
time to relax, to enjoy the sun.

Now listen to me, Ray!  
What about money, who will pay?

This will be a lovely holiday.  
I think I will go today.

You just don't hear what I say.  
Well, have a nice holiday.

Hey, my old friend Jim, hello!  
Sorry my dear, but I must go.

I don't think that you heard  
what I was saying, not a word.


I am going on holiday,  
and I am leaving today!

You know what I am thinking, Ray?  
You really need this holiday!



► 1. Schreibe das richtige Wort unter jedes Transportmittel.

# Holiday



1.




2.




3.



4.



5.



6.



7.

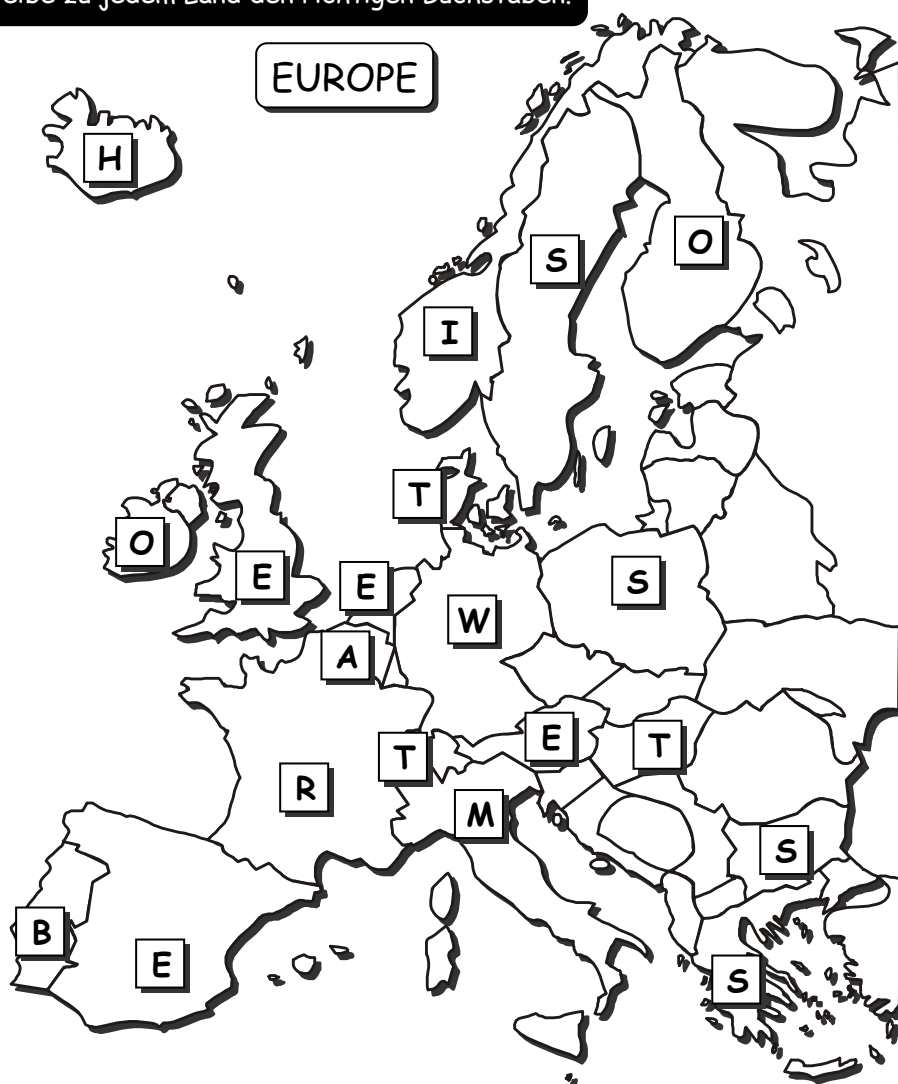


8.

A. aeroplane, B. submarine, C. balloon, D. Zeppelin, E. bicycle, F. train, G. motorbike, H. bus

► 2. Schreibe zu jedem Land den richtigen Buchstaben.

1. ☐ E Austria
2. ☐ Belgium
3. ☐ Bulgaria
4. ☐ Denmark
5. ☐ Finland
6. ☐ France
7. ☐ Germany
8. ☐ Great Britain
9. ☐ Greece
10. ☐ Hungary
11. ☐ Iceland
12. ☐ Ireland
13. ☐ Italy
14. ☐ The Netherlands
15. ☐ Norway
16. ☐ Poland
17. ☐ Portugal
18. ☐ Spain
19. ☐ Sweden
20. ☐ Switzerland





I am	ich bin
bodyguard	Leibwächter
work	arbeite
day	Tag
night	Nacht
like	mag
client	Klient
job	Auftrag
keep alive	am Leben bleiben
goes out	hinausgeht
during	während
check	kontrolliere
okay	in Ordnung
food	Nahrung
to be sure	sicher sein
so far	bis jetzt
car	Auto
never	niemals
know	wissen
get out	steige aus
lady	Dame
together	zusammen
walk	gehen
office	Büro
talk	reden
kiss	küssen
wonderful	wunderbar
life	Leben
wife	Frau

# Bodyguard

I am a bodyguard  
work day and night  
I like my work  
it feels alright

my client works  
from eight to five  
and my job is  
to keep her alive

when she goes out  
during the day  
I check if things  
are okay

the food, the house  
the streets, the car  
I have to be sure  
all is well so far

if it is safe  
and time to go  
I drive the car  
you never know

when we are there  
I get out first  
and check again  
the place and then

I open the door  
let the lady out  
together we walk  
to her office and talk

I kiss her goodbye  
oh wonderful life  
this client is  
my lovely wife!



► 1. Schreibe unter jeden Beruf den richtigen Namen.

# Bodyguard




1.



2.



3.



4.



5.



6.



7.



8.

A. receptionist, B. optician, C. cameraman, D. hairdresser, E. cook, F. musician, G. surgeon, H. newsreader

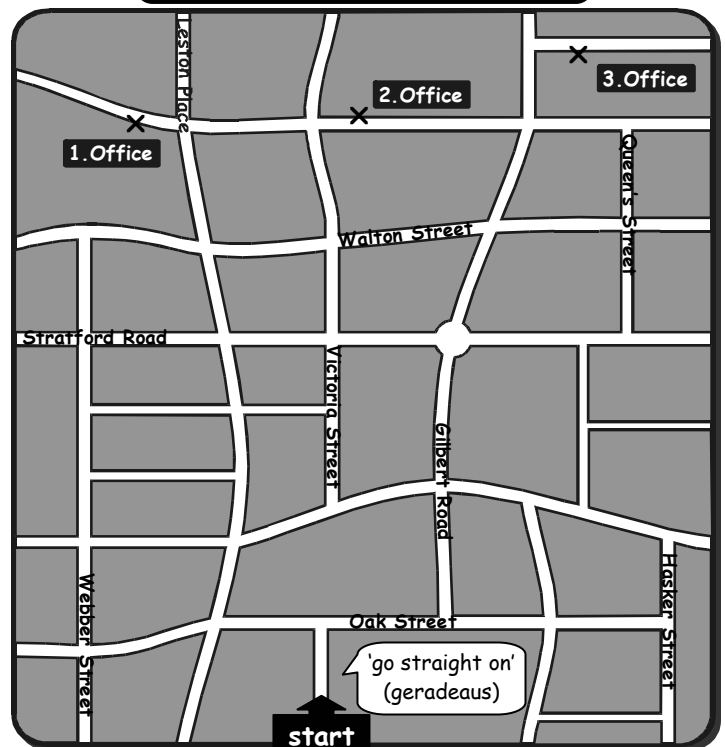
► 2. Wie lautet die richtige Übersetzung?

1 baker	<input type="checkbox"/>	A Polizist
2 bodyguard	<input type="checkbox"/>	R Lehrer
3 butcher	<input type="checkbox"/>	B Bäcker
4 doctor	<input type="checkbox"/>	K Bauer
5 farmer	<input type="checkbox"/>	R Leibwächter
6 hairdresser	<input type="checkbox"/>	Y Verkäufer
7 policeman	<input type="checkbox"/>	I Fleischer
8 salesman	<input type="checkbox"/>	E Chirurg
9 surgeon	<input type="checkbox"/>	C Arzt
10 teacher	<input type="checkbox"/>	L Friseur



Englisches Wort für  
Maurer.

► 3. Markiere die Route zum Büro.



1. Go straight on.
2. Take the first (1<sup>st</sup>) right.
3. Turn left into Gilbert Road.
4. Go straight on.
5. Take the fourth (4<sup>th</sup>) left.
6. The office is on your right-hand side.

I am	ich bin
the greatest	der wichtigste
walk	gehen
whistle	pfeifen
tune	Melodie
spaceship	Raumschiff
clever	klug
important	wichtig
try	versuche
bad luck	Pech

# The greatest

20



I am the greatest

I am the best

remember me

forget the rest

I can walk on my hands

and whistle a tune

or fly a spaceship

to the moon

at school everyone

knows how clever I am

It's all in my mind

but I just stay kind

they know by now

I'm always right

I am the star

they need at night

my brother is nice

and my sister too

but not really important

they are just like you

I am brilliant at English

a genius in sums

the best in everything

I am the king!

my father tells me:

"do your homework, son.

then you can play

and have some fun."

he does not know

how great I am

well, I don't mind

and just stay kind

my dad is okay

but seems to forget

I don't have to study

it's all in my head

my mum thinks

I'm crazy or so

but I am the greatest

and she doesn't know!

I do what she wants

one day she will see

the cleverest boy in the

world that is me!

I just can't help it

sorry, but it's true

only one can be the best

and that's me, not you

please understand

I really am the star

try to accept

things as they are

there is nothing

you can do

it's all about me

and not about you

bad luck for you

because you see

I am the only person

who can be me!

► 1. Fülle diese Tabelle aus und verwende 'er' oder 'est'.

# The greatest

	glücklicher	..... + er	am glücklichsten	..... + est
1. froh	happy	h a p p y e <sup>r6</sup>	happiest	
2. tief		d e e p e r		
3. dünn		<sup>3</sup>	thinnest	
4. gut	good	b <sup>7</sup>	best	
5. groß		g r e a t e r		
6. hoch			highest	
7. jung	young	<sup>9</sup>		
8. kurz		s h o r t e r		
9. kalt		<sup>4</sup>	coldest	
10. lang	long	<sup>2</sup>		
11. leicht		l i g h t e r		
12. alt		<sup>8</sup>	oldest	
13. stark	strong			
14. warm		w <sup>1</sup> a r m e r		
15. weich		<sup>5</sup>	softest	

Trage hier die Lösung ein.

1	2	3	4	5	6	7	8	9
---	---	---	---	---	---	---	---	---

► 2. Suche die unten stehenden 15 Wörter.

- |         |          |          |            |           |
|---------|----------|----------|------------|-----------|
| 1. cold | 4. great | 7. light | 10. short  | 13. thin  |
| 2. deep | 5. happy | 8. long  | 11. soft   | 14. warm  |
| 3. good | 6. high  | 9. old   | 12. strong | 15. young |

G I Y N I H T L O N G D A  
R D P M S H O R T D H E T  
E L P A D O O G S L I E F  
A O A L I G H T U O G P O  
T C H P Y O U N G E H R S  
B G N O R T S O M R A W Y

► 3. Schreibe hier unten die zwölf übrig gebliebenen Buchstaben auf.




speaking	sprechen
who	(mit) wem
on the line	am Telefon
your	dein
old	alter
friend	Freund
fine	gut
don't say	sage nichts
hear me out	höre mich an
what it's about	worüber es geht
easy	einfach
clever	klug
found	fand
rich	reich
for ever	für immer
as you	wie du
will see	sehen wirst
policeman	Polizist
I see	ich verstehe
get off	aufhängen
line	Telefon

## Bank

21



ring ring  
Fred speaking  
please tell me who  
I am talking to

hello Fred  
it's Jim on the line  
your old friend  
I am doing fine

don't say anything  
just hear me out  
let me tell you  
what it's about

I have a plan  
easy and clever  
I found a way  
to be rich for ever

no, no, no  
just listen to me  
it's going to work  
as you will see

there is this bank  
in Southend-on-Sea  
an easy job  
for you and me

it will work  
I know I am right  
let's do it man  
this Friday night

WHAT, you are now  
a policeman, I see  
why did you not  
tell that to me

it's no problem  
everything is fine  
but will you please  
GET OFF MY LINE!

► 1. Wo arbeitest du? Schreibe die richtigen Wörter unter die Bilder.

# Bank




1.



2.



3.



4.




5.



6.



7.



8.

A. shop, B. studio, C. school, D. garage, E. hospital, F. restaurant, G. bank, H. library

► 2. Welche Wörter passen zusammen?

1 bank	<input type="checkbox"/>	O lessons
2 garage	<input type="checkbox"/>	N drinks
3 hospital	<input type="checkbox"/>	E sound check
4 library	<input type="checkbox"/>	A car
5 restaurant	<input type="checkbox"/>	N doctor
6 school	<input type="checkbox"/>	T customer
7 shop	<input type="checkbox"/>	K books
8 studio	<input type="checkbox"/>	B money

Kunde

Kennst du dieses Wort? Yes/No

► 3. Was bedeuten diese fünf Sprichwörter?

1. Money is no object.
2. Money doesn't bring happiness.
3. Not for all the money in the world.
4. Time is money.
5. Money doesn't grow on trees.

- A. Für kein Geld der Welt.
- B. Zeit ist Geld.
- C. Geld spielt keine Rolle.
- D. Das Geld fällt nicht vom Himmel.
- E. Geld alleine macht nicht glücklich.

1 ☐ 2 ☐ 3 ☐ 4 ☐ 5 ☐

► 4. Zeichne hier unten die Zeichen für Pfund, Euro und Dollar nach.

£

€

\$

would	würde
castle	Schloss
need	brauchen
people	Leute
sweep	fegen
floor	Boden
turn on	einschalten
listen	zuhören
do the dishes	abwaschen
does it	macht es
again	wieder
write	schreiben
answer	beantworten

# If I were a king

22



I would live  
in a castle and  
sit on a throne  
I alone

I would need  
ten people or so  
just to help me  
you know

**first** a chauffeur  
to drive my car  
yes I would live  
like a star

the **second**  
to sweep the floor  
and close  
the door

the **third**  
to turn on  
the light  
in the night

the **fourth**  
to listen all day  
to what I  
want to say

the **fifth**  
to do the dishes  
and then ...  
do it again

the **sixth**  
you see  
must write  
letters for me

the **seventh**  
to answer  
the phone  
for me alone

the **eighth**  
to watch TV  
on the sofa  
with me

the **ninth**  
to wish me  
'good night,  
sleep tight'

the **tenth**  
what do you think  
is for all the  
food and drink

looking for  
a king?  
just give me  
a ring

I like the job  
I really do  
I'm 6 years old  
is that a problem for you?



► 1. Trage die Wörter in alphabetischer Reihenfolge ein.

# If I were a king

Schreibe hier die Buchstaben aus den nummerierten Kreisen auf.

A. sceptre, B. princess, C. throne, D. king, E. crown, F. prince, G. kingdom, H. castle, I. queen, J. servants

Zepter


► 2. Schreibe hier unten die nachstehenden Ordnungszahlen auf. (first, second, ...)

1 <sup>st</sup>	F	I	R	S	T
2 <sup>nd</sup>					
3 <sup>rd</sup>					
4 <sup>th</sup>					
5 <sup>th</sup>					
6 <sup>th</sup>					
7 <sup>th</sup>					
8 <sup>th</sup>					
9 <sup>th</sup>					
10 <sup>th</sup>					

► 3. Zeichne diese Münze mit Königin Elisabeth II so gut wie möglich nach.



Elisabeth II wurde in 1952 Königin über 'United Kingdom of Great Britain and Northern Ireland'.



clothes	Kleider
nothing	nichts
wear	tragen
trousers	Hose
jackets	Jacken
skirts	Röcke
money	Geld
fun	Spaß
today	heute
of course	natürlich
purse	Geldbeutel
went	gingen
centre	Zentrum
town	Stadt
fit	anprobieren
buy	kaufen
beautiful	schöne
sweater	Pullover
pretty sight	schöner Anblick
looked	schaute
mirror	Spiegel
saw	sah
true	richtig
did not have	hätte nicht
enough	genug
cash-desk	Kasse
everywhere	überall
because	weil
lucky	glücklich

# Clothes

23

we went to the shops  
in the centre of town  
to fit and try  
to choose and buy

I put on a skirt  
and a jacket too  
it looked just right  
a pretty sight

I found these jeans  
and a beautiful sweater  
'wow' said my mum  
you look much better

these clothes are really  
perfect for you  
I looked in the mirror  
and saw it was true

I wanted it all  
the four of them  
jeans and shirt  
jacket and skirt

I did not have  
enough money so  
I had to let  
the jacket go

I went to the cash-desk  
to pay for the clothes  
but my purse wasn't there  
I looked everywhere

I had lost it, oh no  
how stupid of me  
you can't get clothes  
for nothing, for free!

my mother said  
no problem, my dear  
I'll pay for your clothes  
my money is here

well thank you mum  
that is nice of you  
we came home again  
but then ...

the phone was ringing  
good news for me  
they had found my purse  
because you see

it was in the pocket  
of a jacket you know  
that's great I said  
so I will go

to the shop again  
I will go right now  
I was very lucky  
and how!

I got my purse back  
and this is true  
now I could buy  
the jacket too


when I came home  
I told my mum  
shopping with you  
was double fun!

I wanted new clothes  
had nothing to wear  
no trousers or shirts  
no jacket or skirts

I had some money  
and asked my mum  
will you come with me  
let's have some fun


alright she said  
I will come with you  
let's go today  
I said okay!

Of course I took  
my purse with me  
clothes cost money  
as you will see!



► 1. Schreibe die richtige englische Bezeichnung auf.

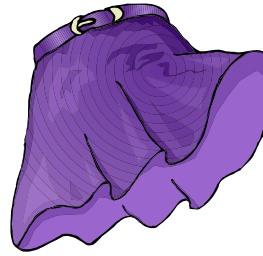
# Clothes



1.



2.



3.



4.



5.



6.



7.



8.

A. skirt, B. sweater, C. T-shirt, D. jeans, E. trousers,  
F. jacket, G. coat, H. dress

Rock

► 2. Suche die korrekte Übersetzung.

Riemen

2 boots

3 skirt

4 dress

5 trousers

6 belt

7 shoes

1 suit

A Schuhe

N Kleid

8 sweater

O Riemen

T Pullover

I Rock

A Stiefel

C Hose

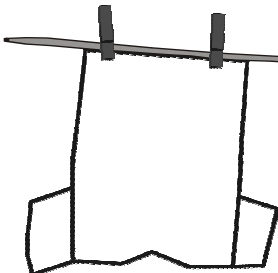
R Anzug

Schreibe die Lösung hier auf.

R

► 3. Hang your clothes on the line.

Zeichne hier einige Kleidungsstücke an die Leine.



T-shirt

story	Geschichte
car	Auto
tree	Baum
as you	wie du
will see	sehen wirst
home	zu Hause
worked	gearbeitet
walked	ging
new	neu
would not	würde nicht
thunder	Donner
lightning	Blitz
blow	Schlag
struck	getroffen
feet	Fuß
on top	oben auf
crushed	erdrückte
happen	geschehen
I don't have	ich habe nicht
if there's	wenn es gibt
a place	irgendwo
always	immer
bike	Fahrrad

## A tragic story

24



this is about  
a car and a tree  
a tragic story  
as you will see

a man came home  
had worked all day  
he parked his car  
and walked away

the car was new  
a day or ten  
he would not drive  
in it again

the rain fell down  
a storm began  
thunder was heard  
a lightning and then

a blow outside  
in the street  
a tree was struck  
some hundred feet

down it came  
and yes it fell  
on top of the car  
and crushed it well

the man had lost  
his car and thus  
now he must go  
to work by bus

never will this  
happen to me  
I don't have  
a car you see

if there's a place  
I have to go  
I always take  
my bike you know!

► 1. Ordne die Buchstaben richtig zu.

## A tragic story

- |                              |                                       |                   |
|------------------------------|---------------------------------------|-------------------|
| 1. eine gute Idee            | <input checked="" type="checkbox"/> A | S. a dark night   |
| 2. ein altes Haus            | <input type="checkbox"/>              | A. a good idea    |
| 3. ein kleines Kind          | <input type="checkbox"/>              | S. a happy end    |
| 4. ein großer Baum           | <input type="checkbox"/>              | I. a little child |
| 5. ein glückliches Ende      | <input type="checkbox"/>              | P. a long road    |
| 6. eine tragische Geschichte | <input type="checkbox"/>              | I. a new car      |
| 7. ein offenes Buch          | <input type="checkbox"/>              | R. a sunny day    |
| 8. ein langer Weg            | <input type="checkbox"/>              | G. a tall tree    |
| 9. ein sonniger Tag          | <input type="checkbox"/>              | U. a tragic story |
| 10. ein neues Auto           | <input type="checkbox"/>              | E. a strong man   |
| 11. eine dunkle Nacht        | <input type="checkbox"/>              | B. an old house   |
| 12. ein starker Mann         | <input type="checkbox"/>              | R. an open book   |



► 2. Knacke den Code und schreibe die Nachricht auf.

A	B	C	D	E	F	G	H	I	J	K	L	M	N	O	P	Q	R	S	T	U	V	W	X	Y	Z
9	12	5	21	4	13	2	25	17	6	1	22	14	10	23	11	3	24	16	8	15	20	18	26	7	19

N

CRACK THE CODE

10/23 9/5/5/17/21/4/10/8/16  
8/23/21/9/7, 23/1/9/7 ?

► 3. Denke dir selbst einen Code aus. Schreibe eine Nachricht und lasse Sie von jemandem anderen lösen.

A	B	C	D	E	F	G	H	I	J	K	L	M	N	O	P	Q	R	S	T	U	V	W	X	Y	Z

Empty speech bubble for writing a message.

Empty speech bubble for writing a message.

roller coaster	Achterbahn
went	gingen
fair	Kirmes
brother	Bruder
took	nahmen
the two of us	wir beide
after	nach
funny	spaßige
everywhere	überall
said	sagte
great	großartig
got in	stiegen ein
seatbelts	Gurt
tight	angespannt
safe	gefährlos
bell	Klingel
ready	fertig
up	aufwärts
easy	leicht
slow	langsam
terrible	schrecklicher
speed	Geschwindigkeit
out of control	außer Kontrolle
sound	Klang
back	zurück
ground	Boden

# Roller coaster

25

we went to a fair  
my brother and I  
we took the bus  
the two of us

after some time  
we were there  
funny things  
everywhere

the rollercoaster  
he said is great  
come with me  
let's not wait

so we got in  
the seatbelts tight  
this was safe  
I felt alright

a bell said 'RING'  
I was ready to go  
and up we went  
easy and slow

higher and higher  
no problem for me  
this was fun  
don't you see

so we made it  
to the top  
then we went down  
it did not stop

with a terrible speed  
as fast as light  
me and my brother  
'HELP US MOTHER!'

everything was  
out of control  
then it was over  
and out with the roll

a bell said 'RING'  
oh wonderful sound  
back we were  
on the ground!





► 1. Schreibe die richtigen Wörter unter die Bilder.


# Roller coaster



1.




2.




3.




4.



5.



6. try your strength



7.



8.

A. big wheel, B. aeroplane, C. roller coaster, D. mirror, E. dodgems, F. try your strength, G. balloons, H. spun sugar

Autoskooters

► 2. Suche die korrekte Übersetzung.

1 aeroplane

2 balloons

3 big wheel

4 dodgems

5 mirror

6 roller coaster

7 spun sugar

☐

U Ballons

☐

I Achterbahn

☐

R Zuckerwatte

☐

F Flugzeug

☐

N Riesenrad

☐

A Spiegel

☐

F Autoskooters

► 3. Kannst du lesen was hier steht?



G		

► 4. Suche die fünf Unterschiede.





father	Vater
plays	spielt
going to be	wird sein
brother	Bruder
uncle	Onkel
mother	Mutter
someone	jemand
who	der
alone	allein
songs	Lieder
just	nur
on his own	für sich selbst
in the morning	am Morgen
at night	in der Nacht
always	immer
that is right	das stimmt
does not sing	singt nicht
very well	sehr gut
dear	lieber
bad	schlecht
angry	böse
have to	muss
every day	jeden Tag

# My father

26

my father sings  
and plays the guitar  
he thinks he is going  
to be a star

he sings for me  
and for my brother  
he sings for my uncle  
and for my mother

he sings for someone  
who is alone  
he sings his songs  
just on his own

he sings in the morning  
he sings at night  
he always sings  
yes that is right

there is one problem  
I am sorry to tell  
he does not sing  
his songs very well

he can't play  
and he can't sing  
my dear dad  
is really bad

when people listen  
to him they say  
oh yes a star  
is what you are

it makes me so angry!  
they can go away  
I have to live with him  
every day




► 1. Schreibe die richtige englische Bezeichnung auf.

# My father



1.



2.




3.



4.



5.



6.



7.



8.

A. trumpet, B. keyboard, C. drums, D. guitar, E. accordion,  
F. tuba, G. violin, H. saxophone

► 2. Suche die korrekte Übersetzung.

1 flute	<input type="checkbox"/>	N Blockflöte
2 instruments	<input type="checkbox"/>	L Musik
3 music	<input type="checkbox"/>	X Flöte
4 musician	<input type="checkbox"/>	E Triangel
5 notes	<input type="checkbox"/>	H Orgel
6 organ	<input type="checkbox"/>	O Musikant
7 panpipes	<input type="checkbox"/>	Y Instrumente
8 recorder	N	P Noten
9 triangle	<input type="checkbox"/>	O Panflöte

► 3. Kreuze das richtige Kästchen an.

Welche Musik gefällt dir?

What sort of music do you like?

- |                        |                          |
|------------------------|--------------------------|
| 1. pop music           | <input type="checkbox"/> |
| 2. disco               | <input type="checkbox"/> |
| 3. raps                | <input type="checkbox"/> |
| 4. love songs          | <input type="checkbox"/> |
| 5. classical music     | <input type="checkbox"/> |
| 6. I don't like music! | <input type="checkbox"/> |

Musik gefällt mir nicht!

► 4. Trage die Reimwörter an der richtigen Stelle ein.

A. cool, B. late, C. you, D. time, E. start

1. this song is made especially for \_\_\_\_\_  
rhyme the words  
that's easy to do

2. take it all  
from your heart  
that's the way  
to make a \_\_\_\_\_

3. just relax  
and be \_\_\_\_\_  
think of friends  
at your school

4. think of music  
think of rhyme  
and the song  
will come in \_\_\_\_\_

5. take a pen  
don't be \_\_\_\_\_  
never let  
a good song wait

snake	Schlange
did you know	wusstest du das
pet	Haustier
cat	Katze
open	öffnen
door	Tür
cannot	kann nicht
catch	fangen
mouse	Maus
a little bit	ein bisschen
crazy	verrückt
always	immer
dreaming	träumend
lazy	faul
second	zweite
hiding	sich verbergend
its	sein
feed	ich füttere
frogs	Frösche
mice	Mäuse
there	da
couldn't	konnte nicht
anywhere	irgendwo
very fat	sehr dick
looked at me	sah mich an
tear	Träne
eye	Auge
didn't know	wusste nicht
feeling	Gefühl
cry	schreien
about	über

## Snake

did you know  
I have a pet  
its name is Tom  
and it's a cat

Tom can open  
the door of our house  
but cannot catch  
a simple mouse

Tom is old  
a little bit crazy  
always dreaming  
and very lazy

I have a  
second pet here  
moving around  
on the ground

gliding and hiding  
all the time  
its name is Blake  
and it's a snake

I feed this pet  
frogs and mice  
yeah I know  
that's not nice

then one day  
Tom wasn't there  
I could not find him  
anywhere

Blake was lying  
on the ground  
very fat  
and very round

he looked at me  
a tear in his eye  
I didn't know  
snakes could cry

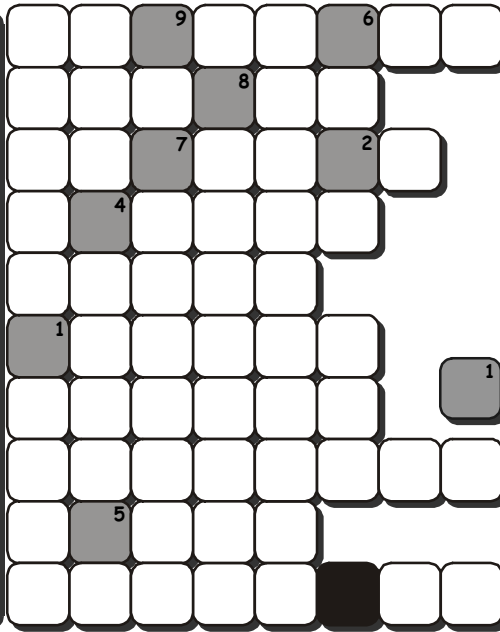
but I have  
a feeling that  
he knows more  
about the cat



► 1. Schreibe die englischen Namen an die richtige Stelle.

# Snake

1. Goldfisch
2. Eidechse
3. Hamster
4. Kaninchen
5. Maus
6. Papagei
7. Wellensittich
8. Schildkröte
9. Schlange
10. Stabheuschrecke



1 2 3 4 5 6 7 8 9

Englisches Wort für Haustier.

A. parrot, B. tortoise, C. hamster, D. stick insect, E. mouse, F. rabbit, G. goldfish, H. snake, I. lizard, J. budgie

► 2. Wie lautet die korrekte Übersetzung?

- |            |                          |              |
|------------|--------------------------|--------------|
| 1 dreaming | <input type="checkbox"/> | T gleiten    |
| 2 drinking | <input type="checkbox"/> | G schlafen   |
| 3 gliding  | <input type="checkbox"/> | A trinken    |
| 4 hiding   | <input type="checkbox"/> | N bewegen    |
| 5 moving   | <input type="checkbox"/> | I verstecken |
| 6 sleeping | <input type="checkbox"/> | E träumen    |

► 3. Zeichne dein Lieblings-Haustier.

► 4. Beantworte die nachstehenden Fragen.

1. Do you have a pet? (Haustier)

no yes

Game Over!

2. Is it a bird?

no

Vogel

yes

- a budgie ☐
- a canary ☐
- a parrot ☐
- a ..... ☐

Hat es vier Pfoten?

3. Has it got four legs?

no

yes

5. Tick the right box.

Kreuze das richtige Kästchen an.

4. Is it a fish? Yes/No

- a cat ☐
- a dog ☐
- a hamster ☐
- a mouse ☐
- a rabbit ☐
- a rat ☐
- a ..... ☐

I am	ich bin
postman	Briefträger
deliver	trage aus
work	arbeite
till	bis
get on	steige auf
bike	Fahrrad
postbag	Postsack
with	mit
put	stellen
against	gegen
tree	Baum
walk	gehe
letterbox	Briefkasten
every	jede
bill	Rechnung
card	Postkarte
letter	Brief
parcels	Pakete
with gifts	mit Geschenken
good luck	viel Glück
handle	gehe um
well	gut
friend	Freund
all day	den ganzen Tag
you can say	kannst du sagen
they have	sie müssen
let go	gehen lassen

## The postman

I am a postman  
deliver the post  
start at seven  
work till eleven

I get on my bike  
postbag with me  
go to the streets  
where I have to be

I put the bike  
against a tree  
walk to a house  
simple you see

the post goes in  
the letterbox  
every bill or better  
a card or a letter

letters with love  
parcels with gifts  
cards that say  
good luck today

dogs are a problem  
I have to tell  
but I handle them  
really well

there is a friend  
with me all day  
a sort of partner  
you can say

if they see him  
all dogs know  
they have to let  
this postman go




► 1. Trage die Wörter in das Rätsel ein.

## The postman

Päckchen

- A. parcel
- B. letterbox
- C. postcard
- D. post office
- E. postman
- F. post
- G. letters
- H. postbag
- I. stamps

Briefmarken



Weißt du, was dieses Wort bedeutet? Yes/No


► 2. Suche die korrekte Übersetzung von jedem Satz und ordne die Buchstaben richtig zu.

1. Grüße aus London
2. Frohe Weihnachten
3. Glückwünsche
4. Glückwünsche zum Hochzeitstag
5. Valentinsgruß
6. Ein glückliches neues Jahr
7. Viel Glück im neuen Heim
8. Gute Besserung
9. Alles Gute zum Geburtstag
10. Viel Glück bei deiner neuen Stelle

1	
2	
3	
4	
5	
6	
7	
8	
9	
10	

- L. Valentine card
- V. Congratulations
- E. Happy New Year
- T. Good luck in your new house
- R. Good luck with your new job
- L. Greetings from London
- E. Happy birthday
- T. Get well soon
- O. Merry Christmas
- E. Happy wedding anniversary

► 3. Was wird in diesem Päckchen sein? Zeichne den Inhalt.




nicht fallen lassen

zerbrechlich

- A. glasses
- B. a vase
- C. a lamp
- D. eggs

1. eine Vase
2. Eier
3. Glas
4. eine Lampe

water	Wasser
very small	sehr klein
broke	zerbrach
glass	Glas
there is	es gibt
need	Notwendigkeit
a little	ein kleines
mess	Durcheinander
thirsty	durstig
oh boy	Au Backe
thousand	tausend
pieces	Stücke
big and small	groß und klein
tiles	Fliesen
cleaned	reinigte
the place	die Stelle
out of sight	außer Sicht
leave it	ich überlasse
up to you	es dir
what to do	was ich tun soll
lovely	schöne
expensive	teuer
I don't know	ich weiß es nicht
in the bin	Abfalleimer
No way	keineswegs

# Water

29

I have a problem  
very small  
I broke a glass  
and that is all

there is no need  
for any stress  
but yes I made  
a little mess

drank some water  
thirsty I was  
but then oh boy  
I broke that glass

in thousand pieces  
big and small  
on the tiles  
in the hall

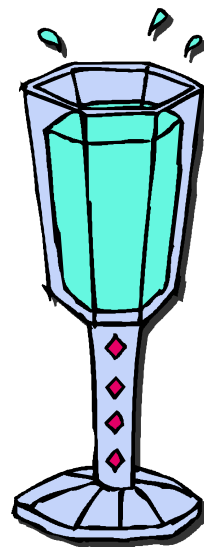
I cleaned the place  
it looks alright  
all the pieces  
out of sight

I just leave it  
up to you  
will you tell me  
what to do

when my mother  
asks me this  
can you tell me  
where it is

that lovely glass  
expensive too  
'I don't know mum'  
(that's not true)

do I really  
have to say  
'in the bin, mum'  
NO WAY!





► 1. Schreibe die Wörter in alphabetischer Reihenfolge in die Kästchen.

# Water

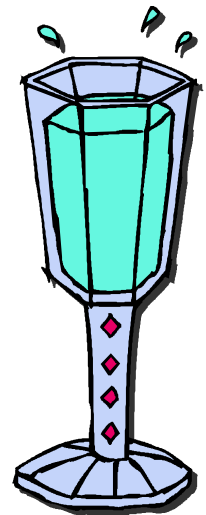
Übersetze diese Wörter.

1. böse
2. lebhaft
3. froh
4. hungrig
5. einsam
6. glücklich
7. fertig
8. schläfrig
9. gespenstisch
10. durstig

1	A	N	G	R	Y
2					
3					
4					
5					
6					
7					
8					
9					
10					

ANTWORTEN

- A. hungry
- B. spooky
- C. happy
- D. angry
- E. ready
- F. sleepy
- G. thirsty
- H. busy
- I. lucky
- J. lonely



► 2. Befolge die Anweisungen und schreibe die Buchstaben auf. Up ist nach oben und down ist nach unten.

Gehe zwei Schritte nach oben.

1. Take two steps up.
2. Take one step left and one down.
3. Take two steps down.
4. Take one step left and one down.
5. Take three steps right.
6. Take two steps up and one right.
7. Take one step down and one left.
8. Take two steps up and one left.
9. Take one step up and two right.
10. Take one step down.
11. Take four steps left.
12. Take one step down and one right.

I


Starte beim Pfeil.

H	G	I	Y	O
R	A	S	E	R
A	Y	↑	D	R
O	M	B	Y	P
V	A	S	E	T

Das kannst du sagen, wenn du ein Glas gebrochen hast.

► 3. Wie viele Tropfen siehst du hier?

- |                |                          |               |                          |
|----------------|--------------------------|---------------|--------------------------|
| A. forty-two   | <input type="checkbox"/> | C. forty-four | <input type="checkbox"/> |
| B. forty-three | <input type="checkbox"/> | D. forty-five | <input type="checkbox"/> |



Welche zwei Tropfen sind anders?

► 4. Facts on water. (Daten über Wasser.)

1. Every living thing needs water.
2. A five-minute shower takes about sixty litres of water.
3. You can survive only five to seven days without water.

1	2	3
---	---	---

- A. Für eine Dusche von fünf Minuten braucht man 60 Liter Wasser.
- B. Alles was lebt, braucht Wasser.
- C. Du kannst nur fünf bis sieben Tage ohne Wasser überleben.

Children's day	Kindertag
very well	sehr gut
everything	alles
parents	Eltern
from	von
it gets	es wird
whole	ganz
until	bis
night	Nacht
brush	putze
your teeth	deine Zähne
close	schließe
the door	die Tür
wipe	abstreifen
your feet	deine Füße
lay the table	decke den Tisch
finish	schön aufessen
meal	Mahl
don't they	interessiert
care	es sie nicht
how	wie
put on	ziehe deine
a coat	Jacke an
as you are	wie es dir
told	gesagt wurde
upstairs	oben
hurry	beeile dich
schoolwork	Schularbeit
fair	redlich
children	Kinder
everywhere	überall
once a year	einmal im Jahr

## Children's day

30



I have to listen  
very well  
to everything  
my parents tell

from 7 o'clock  
when it gets light  
the whole day on  
until it's night

brush your teeth  
close the door  
wipe your feet  
clean the floor

lay the table  
finish your meal  
don't they care  
how I feel?

put on a coat  
it's very cold  
listen and do  
as you are told

go upstairs  
it's getting late  
hurry now  
don't let us wait

schoolwork first  
and no TV  
they just never  
think of ME

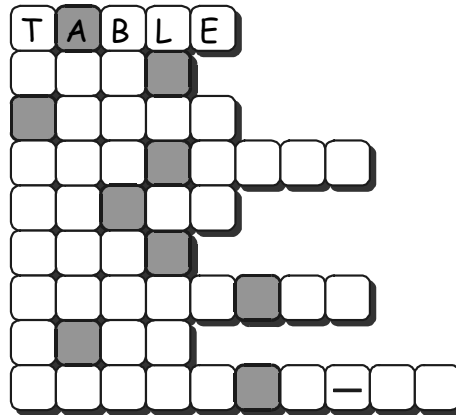
this is my plan  
simple and fair  
for all children  
everywhere

once a year  
the first of May  
is a special  
Children's day!

► 1. Übersetze die unterstrichenen Wörter.

# Children's day

1. Decke den Tisch.
2. Streife deine Füße ab.
3. Putze deine Zähne.
4. Mache deine Schularbeiten.
5. Wasche deine Hände.
6. Ziehe einen Mantel an.
7. Gehe die Treppe hinauf.
8. Schließe die Tür.
9. Mache den Abwasch.



- A. Do your homework.
- B. Go upstairs.
- C. Do the washing-up.
- D. Lay the table.
- E. Put on a coat. Mantel
- F. Wipe your feet.
- G. Close the door.
- H. Wash your hands.
- I. Brush your teeth.

Schreibe die Buchstaben aus den grauen Kästchen hier auf.

A

► 2. Beantworte die Fragen zu den Monaten Mai und Juni.

## MAY

Monday		5	12	19	26
Tuesday		6	13	20	27
Wednesday		7	14	21	28
Thursday	1	8	15	22	29
Friday	2	9	16	23	30
Saturday	3	10	17	24	31
Sunday	4	11	18	25	

## JUNE

Monday	2	9	16	23	30
Tuesday	3	10	17	24	
Wednesday	4	11	18	25	
Thursday	5	12	19	26	
Friday	6	13	20	27	
Saturday	7	14	21	28	
Sunday	1	8	15	22	29

1. May has five Sundays. Yes/No
2. June has five Mondays. Yes/No
3. The first (1<sup>st</sup>) of May is a Thursday/Sunday.
4. The tenth (10<sup>th</sup>) of June is a Saturday/Tuesday.
5. The last (letzte) Saturday in May is the 24<sup>th</sup>/31<sup>st</sup>.

Streiche die falsche Antwort durch.



► 3. Suche die korrekte Übersetzung.

Valentine's Day	<input type="checkbox"/>	February 14
April Fools' Day	<input checked="" type="checkbox"/> B	April 1
Children's Day	<input type="checkbox"/>	May 5 (Japan)
Mother's Day	<input type="checkbox"/>	2 <sup>nd</sup> Sunday in May
Father's Day	<input type="checkbox"/>	3 <sup>rd</sup> Sunday in June
Grandparent's Day	<input type="checkbox"/>	September (America)

- A. Kindertag, B. Valentinstag, C. Vatertag, D. Muttertag, E. Großelterntag, F. 1. April

► 4. Was würdest du am Children's Day tun? Schreibe es auf oder zeichne es hier unten.